

possible  
made here.

# JOB DEMAND REPORT

## JULY 2022

### HIGHLIGHTS

#### JOB POSTINGS BY THE NUMBERS

TOTAL POSTINGS	NEW POSTINGS	COMPANIES	JOB BOARDS
5,372	3,018	1,840	30

#### # OF DAYS POSTED

POSTING DAYS	MEDIAN
21.6	21

### REPORT BUILDER

The default filter selection below will show all job demand data for the month. You can use the filters to create a customized report for the purpose of understanding a subset of the data.

#### OCCUPATION FILTERS

SKILL TYPE NAME / 1-DIGIT NOC	▼
MAJOR GROUP / 2-DIGIT NOC	▼
MINOR GROUP / 3-DIGIT NOC	▼
UNIT GROUP / 4-DIGIT NOC	▼
SKILL LEVEL	▼
JOB TYPE	▼
JOB DURATION	▼
ADDITIONAL LANGUAGE	▼
SPECIFIC JOB TAGS	▼

#### OTHER FILTERS

COMMUNITY	▼
COUNTY	▼
JOB BOARD	▼

NOC = National Occupation Classification | NAICS = North American Industry Classification System

Page 1 of 13

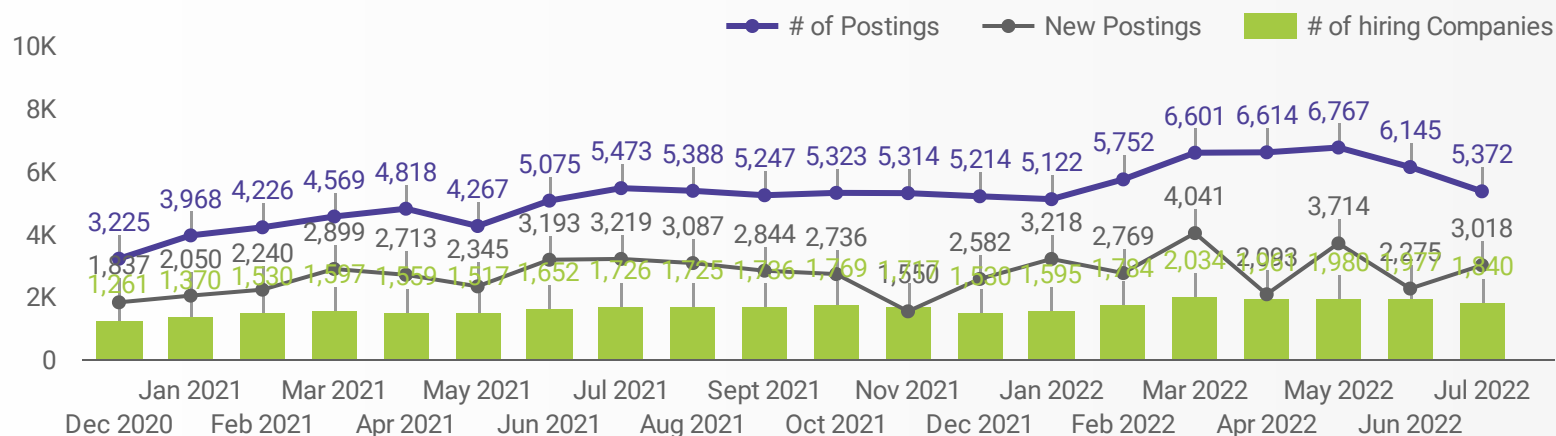
#### Source:

Job posting data collected by the Possible Made Here website from job boards and employer websites who recruit candidates in Kingston, Frontenac County, and portions of the County of Lennox and Addington as well as United Counties of Leeds and Grenville.



## JOB POSTINGS BY MONTH

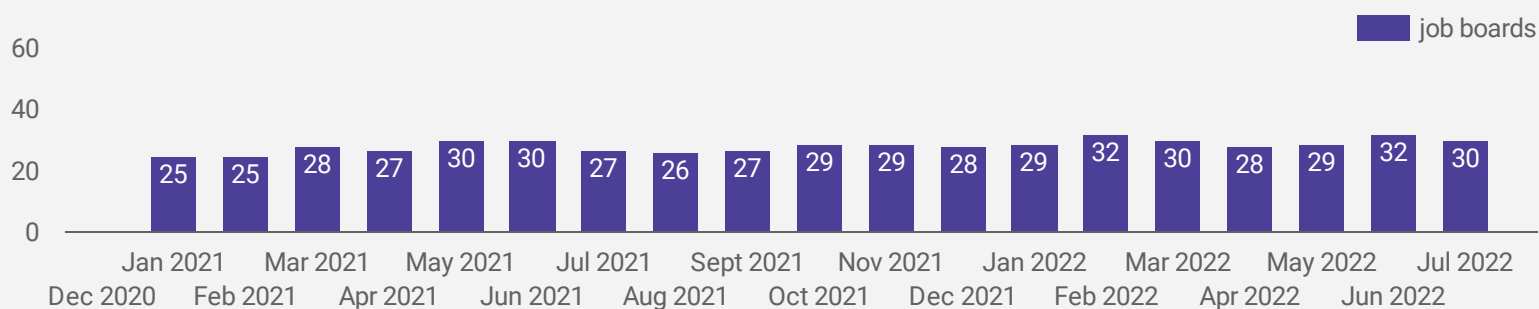
How many job postings were active for at least 1 day this month?



NOTE: This graph cannot be filtered using the controls on the cover page

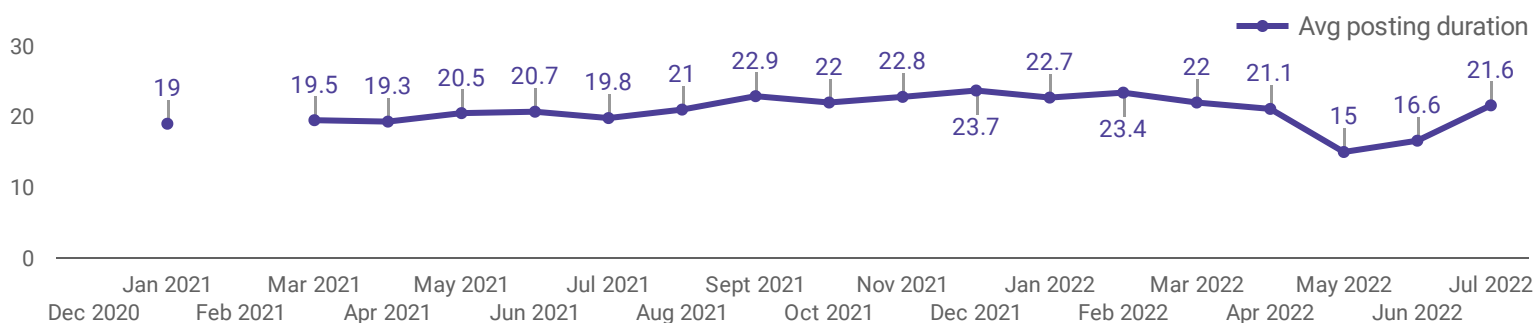
## NUMBER OF ACTIVE JOB BOARDS

How many job postings were active for at least 1 day this month on these job boards?




## AVG & MEDIAN POSTING LENGTH BY DAYS

*How long are employers having to recruit for to find candidates to fill their job vacancies?*



## POST DATE TIMELINE FOR THIS MONTH'S ACTIVE JOB POSTINGS

How many job postings were active for at least 1 day this month?



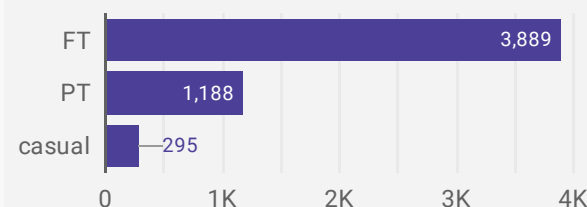
## JOB POSTINGS BY MUNICIPALITY

How many job postings were active for at least 1 day this month?

	MUNICIPALITY	POSTING COUNT	AVG POSTING LENGTH IN DAYS	MEDIAN POSTING LENGTH IN DAYS
1.	City of Kingston	4,568	21.0	21
2.	Greater Napanee	354	29.9	21
3.	Town of Gananoque	226	24.6	21
4.	Loyalist Township	97	18.6	21
5.	Township of South Frontenac	39	16.6	15
6.	Township of Rideau Lakes	38	24.6	21
7.	Township of Leeds and the Thousand Islands	19	13.5	14
8.	Township of Central Frontenac	18	15.6	15
9.	Township of Front of Yonge	7	13.3	17
10.	Township of Frontenac Islands	4	24.3	26
11.	Township of North Frontenac	1		
12.	Town of Westport	1	20.0	20
	<b>Grand total</b>	<b>5,372</b>	<b>21.6</b>	<b>21</b>

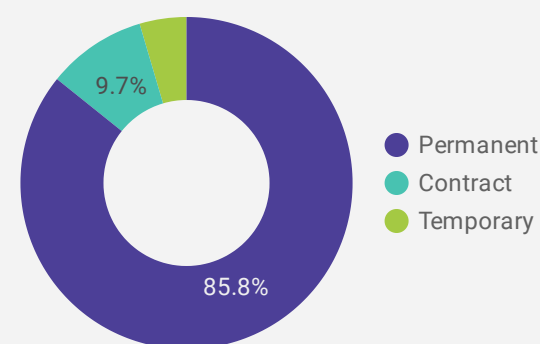
## JOB TYPE

Full-time vs Part-time



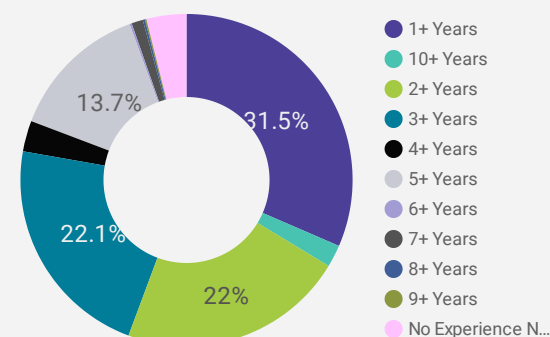
## JOB DURATION

Permanency of jobs posted



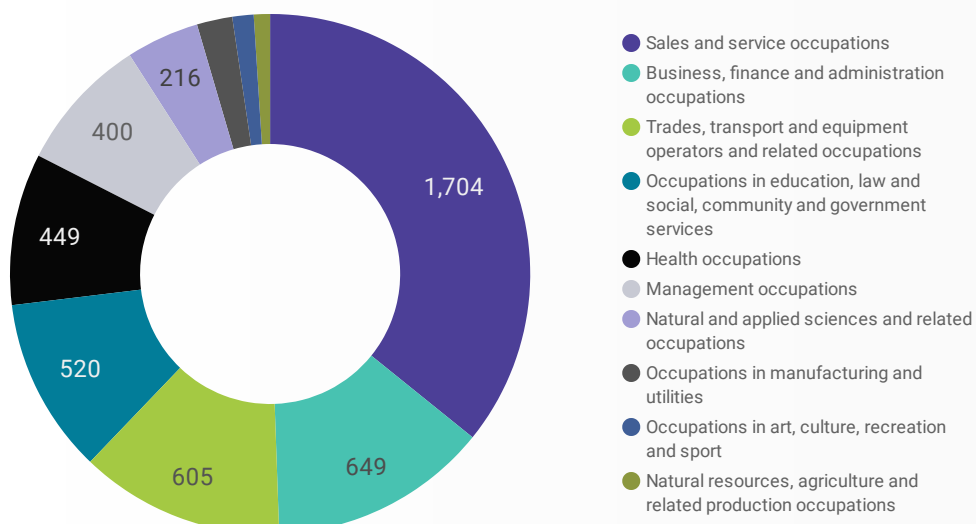
## JOB EXPERIENCE

Job Postings by Experience Level Required



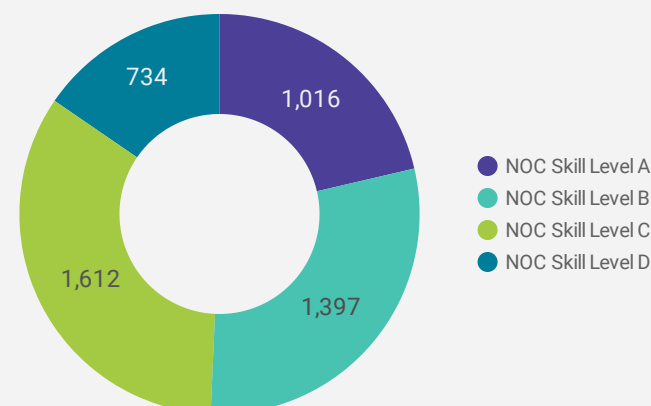
## JOB POSTINGS BY JOB CATEGORY

What broad occupational category is being recruited?



## JOB POSTINGS BY SKILL LEVEL

What education do occupations typically require?



Skill Level A = Usually University education | Skill Level B = Usually College education or Apprenticeship training | Skill Level C = Usually Secondary education or occupation-specific training | Skill Level D = Usually on-the-job training

## TOP HIRING EMPLOYERS &amp; AGENCIES

Who is hiring?












	COMPANY	COMMUNITY	POSTINGS COUNT ▾	AVG POSTING LENGTH IN DAYS	MEDIAN POSTING LENGTH IN DAYS
1.	Queen's University	City of Kingston	198	24.3	14
2.	Kingston Health Sciences Centre	City of Kingston	176	29.3	14
3.	City of Kingston	City of Kingston	106	22.9	21
4.	Kingston Health Sciences Centre / KHSC	City of Kingston	84	21.0	21
5.	Providence Care	City of Kingston	79	18.5	21
6.	Sienna Living	City of Kingston	49	19.9	15
7.	Lennox and Addington County General Hospital	Greater Napanee	48	21.0	21
8.	Sienna Senior Living	City of Kingston	37	19.5	21
9.	Charles River	City of Kingston	35	11.2	11
10.	The City of Kingston	City of Kingston	32	16.2	14
11.	Canadian Forces Morale and Welfare Services - CFMWS	City of Kingston	26	9.4	8
12.	Advantage Group	City of Kingston	25	20.5	21
13.	Algonquin & Lakeshore Catholic District School Board	Greater Napanee	24	21.1	21
14.	CFMWS	City of Kingston	23	18.1	21
15.	Aramark	City of Kingston	22	17.8	21
16.	St. Lawrence College	City of Kingston	22	15.8	14
17.	Shoppers Drug Mart Inc.	City of Kingston	21	21.0	21
18.	Sienna Senior Living Inc.	City of Kingston	20	21.0	21
19.	Holiday Inn Kingston Waterfront	City of Kingston	20	19.8	21
20.	THE EMPIRE LIFE INS. CO	City of Kingston	19	19.4	21
21.	Empire Life	City of Kingston	19	21.0	21
22.	CANADIAN ROYALTIES INC.	City of Kingston	19	17.9	20
23.	Staples Canada ULC	City of Kingston	17	21.0	21
24.	Aramark Canada Ltd	City of Kingston	17	21.0	21
25.	VON Canada	City of Kingston	16	20.2	17
26.	TJX Canada	City of Kingston	16	21.0	21
27.	Lonza/Octane Biotech	City of Kingston	15	null	null
28.	CA06 Octane Biotech Inc.	City of Kingston	15	14.6	14
29.	Shoppers Drug Mart	City of Kingston	15	17.4	22
30.	Compass Group	City of Kingston	14	14.0	14
31.	Saint Elizabeth Health Care	City of Kingston	14	16.7	21

## TOP HOURLY WAGES IN JOB POSTINGS

What are employers willing to pay to find the perfect candidate?










# of Minimum Wage Job Postings

65

	JOB TITLE	COMPANY	LOCATION	HOURLY WAGE ▾
1.	Osteopathic Manual Practitioner	KuRated Inc	City of Kingston	150 
2.	Professor, University	St. Lawrence College	City of Kingston	139.38 
3.	Pelvic Floor Physiotherapist (#14742)	KuRated Inc	City of Kingston	115 
4.	Chiropractor	KuRated Inc	City of Kingston	100 
5.	RMT - Registered Massage Therapist	KuRated Inc	City of Kingston	100 
6.	Registered Massage Therapist	KuRated Inc	City of Kingston	100 
7.	Systems Analyst - Military	DLS Technology Corporation	City of Kingston	95 
8.	Intermediate Network Analyst - Military	DLS Technology Corporation	City of Kingston	65 
9.	Nurse Practitioner	Kingston Health Sciences Centre / KHSC	City of Kingston	63.4 
10.	Nurse Practitioner - Adult Mental Health	Kingston Health Sciences Centre	City of Kingston	63.4 
11.	Nurse Practitioner - Cardiac Program	Kingston Health Sciences Centre	City of Kingston	63.4 
12.	Nurse Practitioner	Kingston Health Sciences Centre	City of Kingston	63.4 
				1 - 100 / 667 < >

## TOP SALARIES IN JOB POSTINGS

What are employers willing to pay to find the perfect candidate?

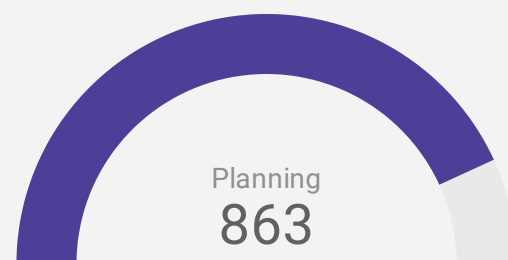
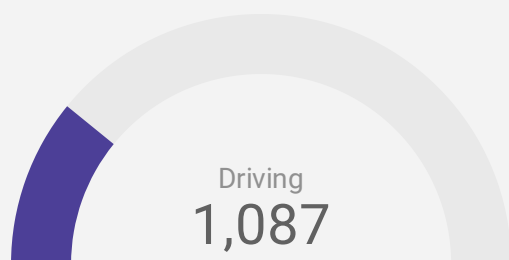
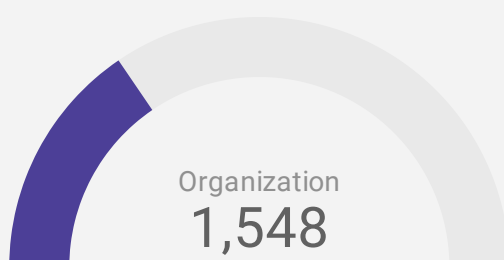
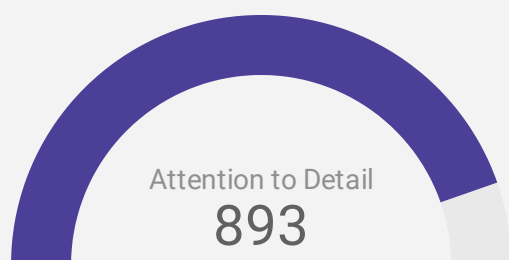
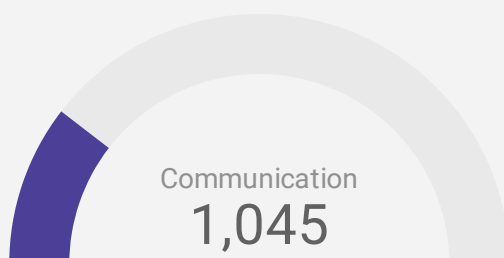
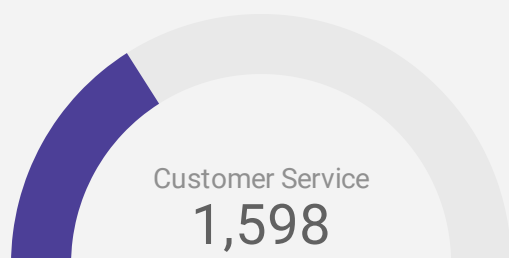
	JOB TITLE	COMPANY	LOCATION	ANNUAL SALARY ▾
1.	Associate Dentist	Dr. Park Family Dentistry	City of Kingston	300,000 
2.	Program Operational Director - Cardiac & Critical Care	Kingston Health Sciences Centre	City of Kingston	154,665 
3.	Program Operations Director	Kingston Health Sciences Centre / KHSC	City of Kingston	154,665 
4.	Program Operations Director - Diagnostic Imaging	Kingston Health Sciences Centre	City of Kingston	154,665 
5.	Program Operational Director	Kingston Health Sciences Centre / KHSC	City of Kingston	154,665 
6.	Director Retail Finance	THE EMPIRE LIFE INS. CO	City of Kingston	150,000 
7.	Manager, Engineering Program Delivery	Ministry of Transportation	City of Kingston	149,867 
8.	Cross Border Owner Operator (AZ Class)	Eassons Transportation Group	Loyalist Township	140,000 
9.	Associate Dean, School of Arts, Media & Design	St. Lawrence College	City of Kingston	139,013 
				1 - 100 / 1094 < >

## TOP IN-DEMAND SKILLS

How many times were these skills found in job postings?

ACTIVE JOB POSTINGS THIS MONTH

5,372

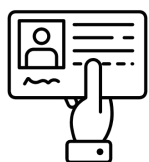


## KEY JOB REQUIREMENTS

How often are these requirements desired in job postings?

ACTIVE JOB POSTINGS THIS MONTH

5,372

Driver's License  
114First Aid  
345Regular Access to a Vehicle  
301Criminal Record Check  
618Microsoft Office  
405Food Safety  
155

## JOB POSTINGS BY SKILL LEVEL, FREQUENCY, &amp; DURATION

What jobs are in-demand and/or hard to fill?

	4 DIGIT NOC	4 DIGIT NOC NAME	SKILL LEVEL	POSTING COUNT	AVG POSTING LENGTH IN DAYS	MEDIAN POSTING LENGTH IN DAYS
1.	6421	Retail salespersons	NOC Skill Level C	360	19.1	21
2.	4412	Home support workers / housekeepers and related occupations	NOC Skill Level C	146	21.8	21
3.	6711	Food counter attendants / kitchen helpers and related support occupations	NOC Skill Level D	146	17.9	21
4.	6322	Cooks	NOC Skill Level B	143	26.1	21
5.	1241	Administrative assistants	NOC Skill Level B	131	27.9	21
6.	6731	Light duty cleaners	NOC Skill Level D	125	24.2	21
7.	6552	Other customer and information services representatives	NOC Skill Level C	124	30.5	21
8.	621	Retail and wholesale trade managers	NOC Skill Level A	113	19.5	21
9.	4212	Social and community service workers	NOC Skill Level B	88	22.5	21
10.	6733	Janitors / caretakers and building superintendents	NOC Skill Level D	82	18.0	15
11.	6513	Food and beverage servers	NOC Skill Level C	80	20.2	21
12.	6622	Store shelf stockers / clerks and order fillers	NOC Skill Level D	76	19.0	21
13.	7452	Material handlers	NOC Skill Level C	76	20.3	21
14.	3012	Registered nurses and registered psychiatric nurses	NOC Skill Level A	71	19.6	21
15.	7511	Transport truck drivers	NOC Skill Level C	63	22.7	21
16.	3233	Licensed practical nurses	NOC Skill Level B	60	24.0	21
17.	7271	Carpenters	NOC Skill Level B	59	19.8	21
18.	6211	Retail sales supervisors	NOC Skill Level B	56	23.4	20.5
19.	1414	Receptionists	NOC Skill Level C	55	33.6	21
20.	7611	Construction trades helpers and labourers	NOC Skill Level D	55	21.7	15
21.	6611	Cashiers	NOC Skill Level D	53	17.6	21
22.	7514	Delivery and courier service drivers	NOC Skill Level C	53	27.7	21
23.	6525	Hotel front desk clerks	NOC Skill Level C	51	18.8	21
24.	6541	Security guards and related security service occupations	NOC Skill Level C	47	16.8	18
25.	3413	Nurse aides / orderlies and patient service associates	NOC Skill Level C	44	19.5	21
26.	631	Restaurant and food service managers	NOC Skill Level A	44	27.2	21
27.	6311	Food service supervisors	NOC Skill Level B	44	37.3	21
28.	3219	Other medical technologists and technicians (except dental health)	NOC Skill Level B	43	21.6	21
29.	6623	Other sales related occupations	NOC Skill Level D	42	17.1	20.5
					1 - 50 / 321	< >

## JOB POSTINGS BY 3-DIGIT NATIONAL OCCUPATION CLASSIFICATION

What jobs are hard to fill and/or in-demand?

	3 DIGIT NOC	3 DIGIT NOC NAME	SKILL LEVEL	POSTING COUNT ▾	AVG POSTING LENGTH IN DAYS	MEDIAN POSTING LENGTH IN DAYS
1.	642	Retail salespersons	NOC Skill Level C	360	19.1	21
2.	673	Cleaners	NOC Skill Level D	229	21.6	21
3.	124	Office administrative assistants - general, legal and medical	NOC Skill Level B	172	27.3	21
4.	632	Chefs and cooks	NOC Skill Level B	170	25.2	21
5.	441	Home care providers and educational support occupations	NOC Skill Level C	159	22.5	21
6.	421	Paraprofessional occupations in legal, social, community and education services	NOC Skill Level B	154	22.5	21
7.	655	Customer and information services representatives	NOC Skill Level C	149	28.4	21
8.	751	Motor vehicle and transit drivers	NOC Skill Level C	147	23.8	21
9.	671	Food counter attendants, kitchen helpers and related support occupations	NOC Skill Level D	146	17.9	21
10.	662	Other sales support and related occupations	NOC Skill Level D	119	18.3	21
11.	651	Occupations in food and beverage service	NOC Skill Level C	116	19.0	17.5
12.	062	Retail and wholesale trade managers	NOC Skill Level A	113	19.5	21
13.	141	General office workers	NOC Skill Level C	105	26.2	21
14.	122	Administrative and regulatory occupations	NOC Skill Level B	96	21.9	21
15.	341	Assisting occupations in support of health services	NOC Skill Level C	89	17.8	21
16.	323	Other technical occupations in health care	NOC Skill Level B	87	23.5	21
17.	301	Professional occupations in nursing	NOC Skill Level A	85	19.6	21
18.	321	Medical technologists and technicians (except dental health)	NOC Skill Level B	84	19.5	21
19.	745	Longshore workers and material handlers	NOC Skill Level C	76	20.3	21
20.	112	Human resources and business service professionals	NOC Skill Level A	68	25.8	21
21.	631	Service supervisors	NOC Skill Level B	64	35.2	21
22.	761	Trades helpers and labourers	NOC Skill Level D	61	21.6	20.5
23.	727	Carpenters and cabinetmakers	NOC Skill Level B	60	19.8	21
24.	415	Social and community service professionals	NOC Skill Level A	60	18.0	21
25.	063	Managers in food service and accommodation	NOC Skill Level A	60	24.2	21
26.	621	Retail sales supervisors	NOC Skill Level B	56	23.4	20.5
27.	111	Auditors, accountants and investment professionals	NOC Skill Level A	55	26.0	21
28.	652	Occupations in travel and accommodation	NOC Skill Level C	55	18.5	21
29.	961	Labourers in processing, manufacturing and utilities	NOC Skill Level D	54	19.5	21
--	---	----	-----	--	---	--



## JOB POSTINGS BY 2-DIGIT NATIONAL OCCUPATION CLASSIFICATION

What jobs are hard to fill and/or in-demand?

	2 DIGIT NOC	2 DIGIT NOC NAME	SKILL LEVEL	POSTING COUNT ▾	AVG POSTING LENGTH IN DAYS	MEDIAN POSTING LENGTH IN DAYS
1.	67	Service support and other service occupations, n.e.c.	NOC Skill Level D	397	20.2	21
2.	65	Service representatives and other customer and personal services occupations	NOC Skill Level C	396	22.5	21
3.	64	Sales representatives and salespersons - wholesale and retail trade	NOC Skill Level C	383	19.0	21
4.	12	Administrative and financial supervisors and administrative occupations	NOC Skill Level B	292	25.0	21
5.	63	Service supervisors and specialized service occupations	NOC Skill Level B	258	27.0	21
6.	75	Transport and heavy equipment operation and related maintenance occupations	NOC Skill Level C	196	22.3	21
7.	06	Middle management occupations in retail and wholesale trade and customer services	NOC Skill Level A	182	20.9	21
8.	32	Technical occupations in health	NOC Skill Level B	176	21.4	21
9.	66	Sales support occupations	NOC Skill Level D	172	18.1	21
10.	44	Care providers and educational, legal and public protection support occupations	NOC Skill Level C	163	22.4	21
11.	72	Industrial, electrical and construction trades	NOC Skill Level B	161	26.8	21
12.	14	Office support occupations	NOC Skill Level C	158	24.3	21
13.	42	Paraprofessional occupations in legal, social, community and education services	NOC Skill Level B	154	22.5	21
14.	11	Professional occupations in business and finance	NOC Skill Level A	123	25.9	21
15.	41	Professional occupations in law and social, community and government services	NOC Skill Level A	122	24.3	20
16.	74	Other installers, repairers and servicers and material handlers	NOC Skill Level C	114	19.7	21
17.	21	Professional occupations in natural and applied sciences	NOC Skill Level A	113	18.9	21
18.	22	Technical occupations related to natural and applied sciences	NOC Skill Level B	103	25.6	21
19.	31	Professional occupations in health (except nursing)	NOC Skill Level A	99	26.1	21
20.	62	Retail sales supervisors and specialized sales occupations	NOC Skill Level B	98	20.2	20.5
21.	01	Senior managers - construction, transportation, production and utilities	NOC Skill Level A	91	19.2	21
22.	34	Assisting occupations in support of health services	NOC Skill Level C	89	17.8	21
23.	30	Professional occupations in nursing	NOC Skill Level A	85	19.6	21
24.	76	Trades helpers, construction labourers and related occupations	NOC Skill Level D	73	22.0	21
25.	15	Distribution, tracking and scheduling co-ordination occupations	NOC Skill Level C	63	23.7	21
26.	73	Maintenance and equipment operation trades	NOC Skill Level B	61	21.5	21
27.	40	Professional occupations in education services	NOC Skill Level A	60	16.3	15

## MULTILINGUAL JOB POSTINGS BY THE NUMBERS

ACTIVE POSTINGS  
628NEW POSTINGS  
0COMPANIES  
291JOB LANGUAGES  
9

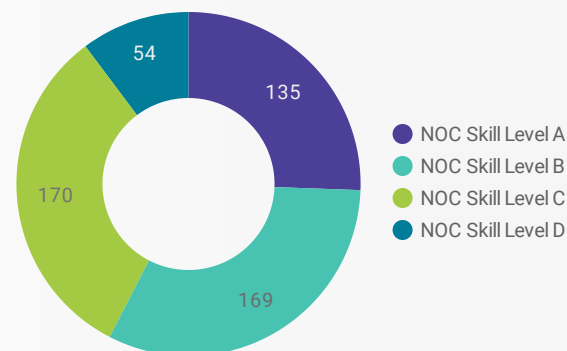
## # OF DAYS POSTED

AVERAGE  
21.6MEDIAN  
21

## MULTILINGUAL JOB POSTINGS BY SKILL LEVEL

What language skills are employers looking for by occupational skill level?

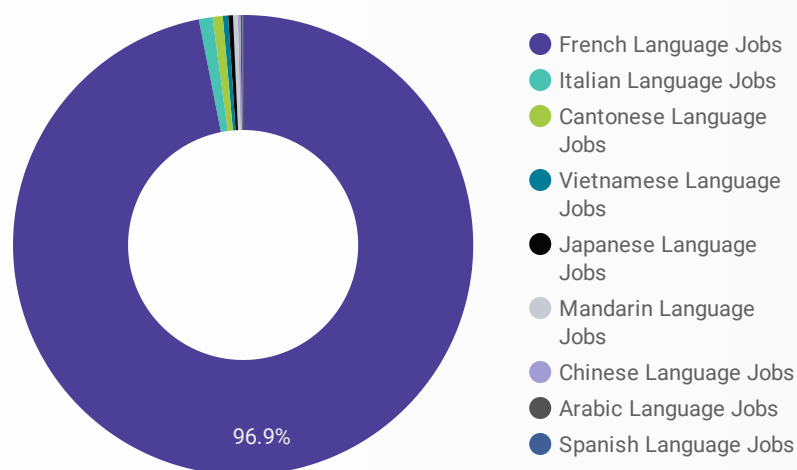
- 135 Skill Level A - Management/ Professional Occupations usually requiring University
- 169 Skill Level B - Usually college education or apprenticeship training
- 170 Skill Level C - Usually secondary education or occupation-specific training
- 54 Skill Level D - Usually on-the-job training



JOB LANGUAGE...	NOC Skill Level A	NOC Skill Level B	NOC Skill Level C	NOC Skill Level D
French Language Jobs	128	161	159	54
Italian Language Jobs	4	2	4	
Arabic Language Jobs	1	1	2	
Japanese Language Jobs	1	2		
Cantonese Language Jobs			3	
Chinese Language Jobs	1	1		
Vietnamese Language Jobs		2		

## LANGUAGE SKILLS BREAKDOWN

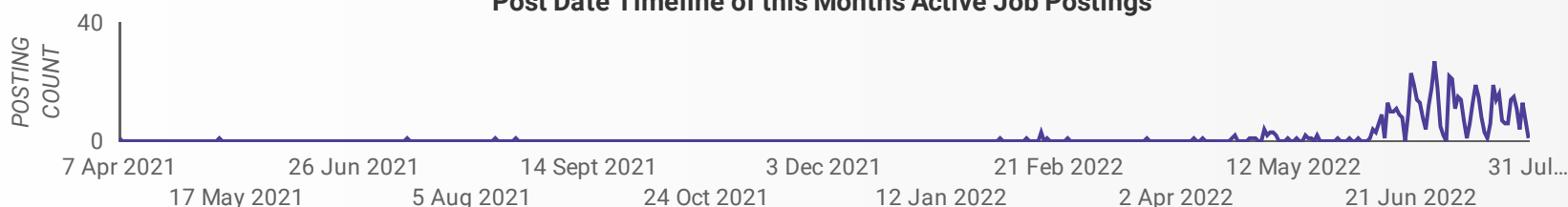
Which kinds of language skills do employers seek?



JOB LANGUAGES	POSTING COUNT
1. French Language Jobs	598
2. Italian Language Jobs	10
3. Arabic Language Jobs	6
4. Japanese Language Jobs	3
5. Cantonese Language Jobs	3
6. Chinese Language Jobs	3
7. Vietnamese Language Jobs	2

1 - 9 / 9 &lt; &gt;

## Post Date Timeline of this Month's Active Job Postings



## LANGUAGE SKILLS BEING RECRUITED BY JOB CATEGORY

*What language skills are sought by 1-Digit NOC?*

Table 1. Broad occupational categories by language background							
BROAD OCCUPATIONAL CATEGORY	French La...	Italian La...	Arabic La...	Japanese...	Cantones...	Chinese ...	Grand total
Sales and service occupations	141	5		2	3	1	155
Occupations in education, law and social, ...	130			1			131
Business, finance and administration occu...	90	3	3				97
Health occupations	62						62
Management occupations	33	1				1	35
Trades, transport and equipment operator...	22						22
Natural and applied sciences and related o...	11						11
Occupations in art, culture, recreation and ...	6		1				7
Natural resources, agriculture and related ...	5						5
Occupations in manufacturing and utilities	2	1					3
Grand total	502	10	4	3	3	2	528

## MULTILINGUAL JOB POSTINGS BY COMMUNITY

*What language skills are sought by community?*

COMMUNITY		JOB LANGUAGES ▾	AVG POSTING LENGTH IN DAYS	MEDIAN POSTING LENGTH IN DAYS
1.	City of Kingston	564	20.3	21
2.	Greater Napanee	22	45.0	21
3.	Town of Gananoque	17	25.3	21
4.	Loyalist Township	11	20.3	21
5.	Township of Rideau Lakes	5	33.0	29.5
6.	Township of South Frontenac	4	18.7	21
7.	Township of Central Frontenac	3	20.7	21
8.	Township of Leeds and the Thousand Islands	1	29.0	29
9.	Township of Frontenac Islands	1	14.0	14
Grand total		628	21.6	21

## LANGUAGE DEMAND BY JOB

What language skills are sought by 4-Digit NOC?

4 DIGIT NOC NAME	POSTINGS
1. Social and community service workers	32
2. Home support workers / housekeepers and ...	31
3. Administrative assistants	30
4. Other customer and information services re...	22
5. Retail salespersons	22
6. Cooks	15
7. Janitors / caretakers and building superinte...	15
8. Hotel front desk clerks	14
9. Social workers	13
10. Retail and wholesale trade managers	11
11. Food counter attendants / kitchen helpers a...	11
12. Registered nurses and registered psychiatri...	10
13. Licensed practical nurses	10
14. Receptionists	9
15. Professional occupations in advertising / m...	9
16. Food and beverage servers	9
17. Light duty cleaners	9
18. Other instructors	9
19. Nurse aides / orderlies and patient service ...	8
20. Early childhood educators and assistants	7
21. Other assisting occupations in support of h...	7
22. Other financial officers	6
23. Administrative officers	6
24. Managers in health care	6
25. Dietitians and nutritionists	5
26. Cashiers	5
27. Program leaders and instructors in recreati...	5
28. Psychologists	5
29. Material handlers	5
30. Audiologists and speech-language pathologi...	4
31. Instructors of persons with disabilities	4
32. Other technical occupations in therapy and ...	4

1 - 100 / 126 &lt; &gt;

## MULTILINGUAL HIRING EMPLOYERS

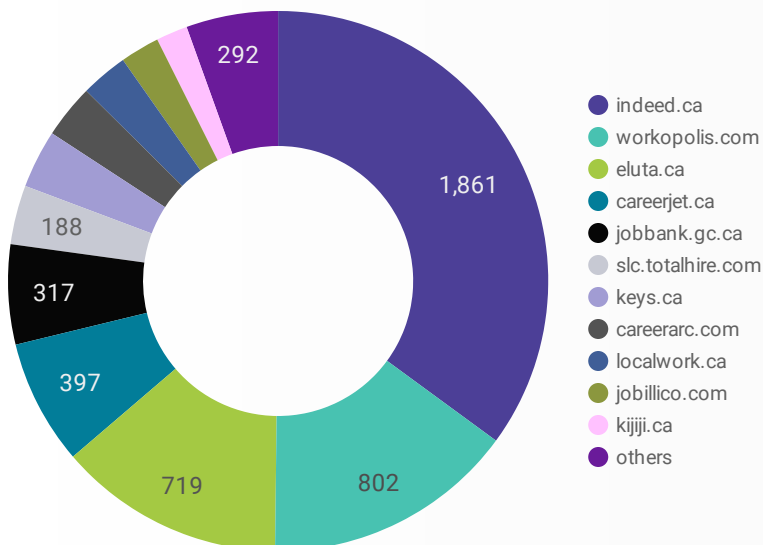
Which employers are seeking multilingual candidates?

COMPANY	POSTINGS
1. Providence Care	43
2. CANADIAN ROYALTIES INC.	19
3. Kingston Health Sciences Centre	14
4. VON Canada	13
5. Delta Hotels by Marriott Kingston Waterfront	11
6. Youth Fusion	11
7. THE EMPIRE LIFE INS. CO	10
8. City of Kingston	10
9. Kingston Community Health Centres	9
10. VON Canada (Ontario)	8
11. Helen Henderson Care Centre	8
12. Family and Children's Services of Frontenac,...	8
13. Kingston Military Family Resource Centre	7
14. Kingston Health Sciences Centre / KHSC	7
15. Empire Life	7
16. Kingsbridge Retirement Community	7
17. Victorian Order of Nurses / VON	6
18. Kingston Community Health Centres / KCHC	6
19. Tidan inc.	6
20. Thriftlodge	6
21. Carveth Care Centre	5
22. KMFRC Employment Services	5
23. Sykes	5
24. Family and Children's Services of Frontenac, Lennox & Addington	5
25. Farm Boy Inc.	5
26. County of Lennox and Addington	5
27. Resolve Counselling	4
28. Ongwanada Resource Centre	4
29. Full Circle Health Network	4
30. 1000 Islands Kayaking	4

1 - 50 / 293 &lt; &gt;

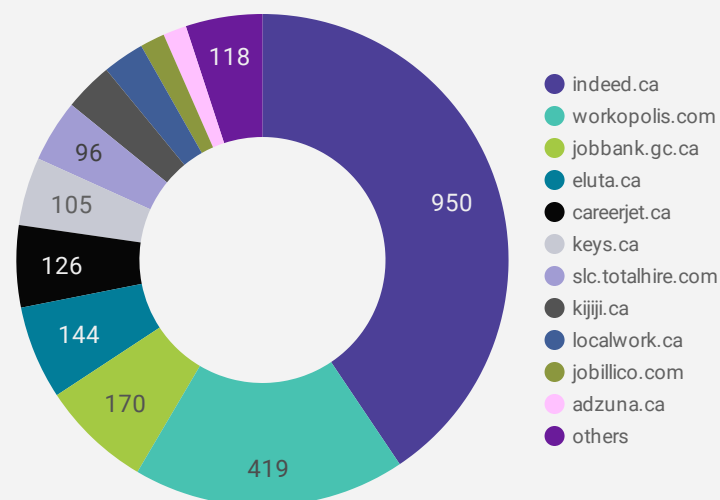
## JOB POSTINGS BY JOB BOARD

What share of unique job postings appear on each job board?



## COMPANIES BY JOB BOARD

What share of unique job postings appear on each job board?



## JOB POSTING DETAILS BY JOB BOARD

How does job posting activity differ by job board?

	JOB BOARD	POSTING COUNT ▾	AVG POSTING LENGTH IN DAYS	MEDIAN POSTING LENGTH IN DAYS	# OF COMPANIES
1.	indeed.ca	1,861	20.9	21	950
2.	workopolis.com	802	13.9	14	419
3.	eluta.ca	719	20.9	21	144
4.	careerjet.ca	397	21.2	22	126
5.	jobbank.gc.ca	317	31.5	23	170
6.	slc.totalhire.com	188	18.0	14	96
7.	keys.ca	185	72.0	70	105
8.	careerarc.com	171	35.2	26	9
9.	localwork.ca	150	5.7	3	64
10.	jobillico.com	125	20.0	14	38
11.	kijiji.ca	100	15.0	15	75
12.	adzuna.ca	71	14.0	14	36
13.	careeredge.on.ca	30	32.3	29	21
14.	metaservices.ca	27	206.9	179	11
15.	aboriginaljobboard.ca	24	31.6	38	20
16.	careerbuilder.ca	23	22.1	22	8
17.	network.applytoeducation.com	23	28.1	8	3